

- 1
- 2
- 3
- 4
- 5
- 6
- 7
- 8
- 9
- 10
- 11
- 12
- 13
- 14
- 15
- 16
- 17
- 18

**MATERIAL**

Aluminium, fine turned.

**RING**

NBR synthetic rubber.

**STANDARD EXECUTIONS**

- **GN 741-OS**: natural aluminium, neutral with no symbols.
- **GN 741-OSS**: black anodised aluminium, neutral with no symbols.

**MAXIMUM CONTINUOUS WORKING TEMPERATURE**

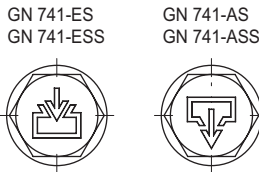

100°C.

**FEATURES**

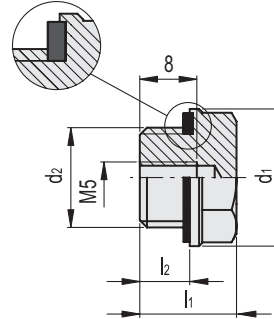
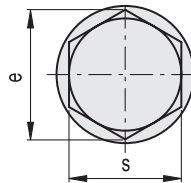
GN 741 plugs are provided with a threaded blind hole for assembling a dipstick.

**SPECIAL EXECUTIONS ON REQUEST**

- GN 741-ES: natural aluminium with laser engraved graphic symbol "fill", according to DIN regulations.
- GN 741-ESS: anodised aluminium black colour with laser engraved graphic symbol "fill", according to DIN regulations.
- GN 741-AS: natural aluminium with laser engraved graphic symbol "drain", according to DIN regulations.
- GN 741-ASS: anodised aluminium black colour with laser engraved graphic symbol "drain", according to DIN regulations.
- Plugs with Ø 2 mm side breather hole.



Conversion Table	
1 mm = 0.039 inch	
d1	
mm	inch
19	0.75
22	0.87
26	1.02
32	1.26
40	1.57
50	1.97
60	2.36



**GN 741-OS**

**GN 741-OSS**

METRIC

METRIC

Code	Description	Code	Description	d1	d2	l1	l2	s	e	⚖️
GN.37810	GN 741-19-M14x1.5-OS-1	GN.71902	GN 741-19-M14X1.5-OSS-1	19	M14x1.5	15.5	8	15	17.3	7
GN.37811	GN 741-22-M16x1.5-OS-1	GN.71907	GN 741-22-M16X1.5-OSS-1	22	M16x1.5	15.5	8	18	20.8	10
GN.37813	GN 741-26-M20x1.5-OS-1	GN.71912	GN 741-26-M20X1.5-OSS-1	26	M20x1.5	16	8.5	21	24.3	15
GN.37816	GN 741-32-M26x1.5-OS-1	GN.71917	GN 741-32-M26X1.5-OSS-1	32	M26x1.5	17	9	27	31.2	26
GN.37817	GN 741-40-M33x1.5-OS-1	GN.71922	GN 741-40-M33X1.5-OSS-1	40	M33x1.5	19.5	11	32	37	47
GN.37818	GN 741-50-M42x2-OS-1	GN.71927	GN 741-50-M42X2-OSS-1	50	M42x2	21	12	41	47.3	75

**GN 741-OS**

**GN 741-OSS**

BSP

METRIC

Code	Description	Code	Description	d1	d2	l1	l2	s	e	⚖️
GN.37820	GN 741-19-G1/4-OS-1	GN.71901	GN 741-19-G1/4-OSS-1	19	G 1/4	15.5	8	15	17.3	7
GN.37821	GN 741-22-G3/8-OS-1	GN.71906	GN 741-22-G3/8-OSS-1	22	G 3/8	15.5	8	18	20.8	10
GN.37822	GN 741-26-G1/2-OS-1	GN.71911	GN 741-26-G1/2-OSS-1	26	G 1/2	16	8.5	21	24.3	15
GN.37823	GN 741-32-G3/4-OS-1	GN.71916	GN 741-32-G3/4-OSS-1	32	G 3/4	17	9	27	31.2	26
GN.37824	GN 741-40-G1-OS-1	GN.71921	GN 741-40-G1-OSS-1	40	G 1	19.5	11	32	37	50
GN.37825	GN 741-50-G1 1/4-OS-1	GN.71926	GN 741-50-G1 1/4-OSS-1	50	G 1 1/4	21	12	41	47.3	60
GN.37826	GN 741-60-G1 1/2-OS-1	GN.71931	GN 741-60-G1 1/2-OSS-1	60	G 1 1/2	22	13	50	57.7	120

Accessories for hydraulic systems